

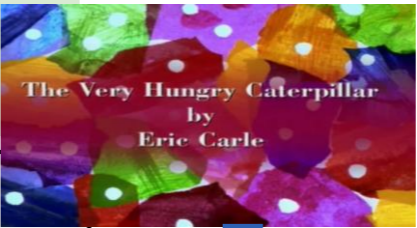


Early Years: Knowledge Organiser: Summer 1: Creep, Crawl and Wriggle

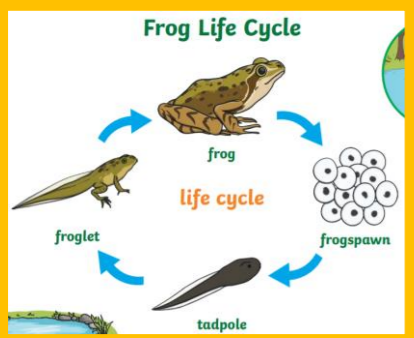

Key Books:



Mini Beasts / Spinderella
Possible learning experiences:
Minibeast outdoor exploration and studying
Drawing minibeasts
Building a bug hotel
Observing frog spawn - Frog lifecycle
[Spinderella by Julia Donaldson - Read with Joy! Julia Donaldson stories - YouTube](#)



Did you know?
What we will find out:












Minibeast is the word we use to describe lots of different types of small animals that live outside.



Minibeasts shelter under logs, between rocks, on plants and in minibeast hotels.

Useful websites
Build a bug hotel – RSPB: Wildlife garden ideas
The Stunning Life cycle of a Ladybug: The Dodo – YouTube
What are different insects like? – BBC Bitesize KS1

Where do Minibeasts live?	
Adult frogs like to live in water. 	Snails live anywhere wet or dry.  
Caterpillars usually live on leaves. 	Ladybirds live on trees, plants and sometimes in your homes. 
Tricky vocabulary	
 Life Cycle	A life cycle is the different stages of life for humans, animals and plants. Usually shown in a circle to show that seeds and babies are made as part of a cycle.
 Metamorphosis	Is a word used by scientists to describe the way a baby insect changes to an adult.
 Chrysalis	A chrysalis is the hard shell that caterpillars form as an outer layer for protection before it turns into a butterfly.
Pupa or cocoon	Another name for a chrysalis .
 Frogspawn	Frogspawn is like a jelly that holds all the eggs of a frog before they hatch.
 Froglet	A baby frog that is bigger than a tadpole .
 Larva	Larva is used to describe the baby insect after it is born. A caterpillar is a larva.

	Minibeasts	
1		Minibeasts are 'small animals', like worms, snails, ladybirds, insects and spiders. Scientists call them 'invertebrates' - animals <u>without</u> a backbone.
2	 Caterpillar	A caterpillar is a small, long animal with many legs that feeds on the leaves of plants. It grows into a butterfly. 
3	 Snail	A snail is a small creature with soft, wet body and a round shell, that moves very slowly and often eats garden plants.
3	 Tadpole	A baby frog, shortly after it hatches from its egg. It has not grown its arms and legs yet and has a tail.
4	 Ladybird	A Ladybird is a small, red beetle that is round and has black spots.



Insects are minibeasts. Ladybirds, butterflies and bumblebees are all insects. Insects have six legs, wings, antennae and three body parts.



Caterpillars hatch from eggs laid by butterflies. A fully grown caterpillar becomes a chrysalis. A butterfly hatches from the chrysalis. This is called a butterfly life cycle.



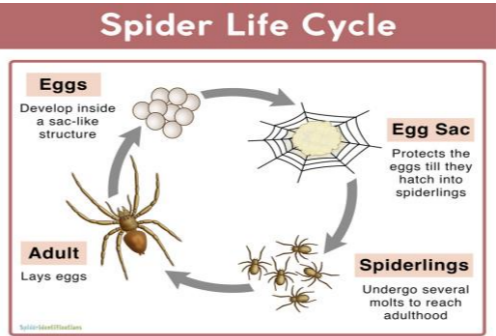
Spiders are minibeasts. They have eight legs and some spin webs from silk.



Snails are minibeasts. They have a hard, spiral-shaped shell.

Good reads

Title	Author
Snail Trail	Ruth Brown
The Very Hungry Caterpillar	Eric Carle
Superworm	Julia Donaldson
My First Book of Garden Bugs	Mike Unwin
The Bad Tempered Ladybird	Eric Carle
The Very Busy Spider	Eric Carle



[Five Little Caterpillars | Five Little Series | Kids Tv Nursery Rhymes – YouTube](#)



We will use the ipads to take photos of what we observe around us. We will learn how to use Picollage to record our exploration.



Can you make your own bug hotel at home?
[Bug Hotel Plans DIY | Build an Insect Hotel - The RSPB](#)



Key vocabulary



antennae



bumblebee



butterfly



caterpillar



chrysalis



egg



insect



ladybird



leg



life cycle



log



minibeast hotel



plant



rock



shell



snail



spider




web



wing

Explore these words together. Talk with an adult about what each word means and use the words in a sentence or as you play.



Jigsaw (PSED): Puzzle 5- Relationships
 Piece 4- I am starting to understand the impact of unkind words.
 Piece 5- I can use Calm Me time to manage my feelings.
 Piece 6- I know how to be a good friend.

Literacy: Reading

- We will be continuing to learn our sounds and blending sounds to make simple CVC words. We will be talking about the sequence of stories, and the author's use of rhyming and alliteration. Our younger children will be playing simple Phonics games, such as listening for sounds and listening to rhythms using musical instruments.




Practise sounding out words at home with your child. Can children identify Initial sounds, middle and end sounds? Sound out words to your child Such as d-o-g and c-a-t, s that they can hear the individual sounds in the Words.

Our children have been enjoying this story in Nursery The Very Hungry Caterpillar.

<https://www.youtube.com/watch?v=75NQK-Sm1YY&pp=ygUbdGhlHZlcnkgahVvZ3J5IGNhdGVycGlzbGFy>

Maths: We will be exploring the properties of 2D and 3D shapes and using them appropriately for tasks.

We will be using positional language to describe how items are positioned in relation to other items.



Can your child go on a shape hunt around your house? Get your child to look around the house and see what shapes they can see. Can they name the shape and talk about it's properties? Can they have a go at drawing the shapes? Which shape did they see the most/least?



This is a picture of a butterfly, it is made up of different shapes. What shapes can you see?



Join in with this number song, learning your numbers to 1-20




Expressive Arts and Design:

Artist: Henri Matisse: The Snail collage

We will be making repeated patterns using 2D shapes in the style of Henri Matisse.



Music:



We don't talk about Bruno Body percussion.- Scan the QR code and make repeated rhythms by copying the pictures.



Oak National Academy- Numbers within 20.



Literacy: Writing

Go on a minibeast safari, looking under rocks, in dark spaces, in the trees and in soil. Can you write a list of all the minibeasts you find? Choose your favourite insect and draw a detailed picture. Add labels to show its parts.

We will be making books using the photographs we have taken of mini beasts. We will be finding out facts about mini beasts and writing some of the words in our books.

